

Features

- ◆ AC/DC power modules for PCB mounting
- ◆ Highest power density
- ◆ Fully encapsulated plastic case
- ◆ Universal input 90–264 VAC, 47–440 Hz
- ◆ High efficiency
- ◆ EMI meets EN 55022, class B and FCC, level B
- ◆ Low ripple and noise
- ◆ Short circuit and overload protection
- ◆ 3-year product warranty



The TMLM Series switching power supplies, offer highest power density in a fully encapsulated module which can be soldered directly on to PCBs. This feature makes these modules an ideal solution for all space critical applications in commercial and industrial electronic equipment. International safety approvals qualify the product for worldwide markets. SMD-technology and high efficiency guarantees a high reliability of these Power Supplies.

Models

Order Code	Output Power max.	Output 1	Output 2	Efficiency
TMLM 04103	4.0 Watt	3.3 VDC / 1200 mA		68 %
TMLM 04105	4.0 Watt	5.0 VDC / 800 mA		72 %
TMLM 04109	4.0 Watt	9.0 VDC / 444 mA		75 %
TMLM 04112	4.0 Watt	12 VDC / 333 mA		76 %
TMLM 04115	4.0 Watt	15 VDC / 267 mA		76 %
TMLM 04124	4.0 Watt	24 VDC / 167 mA		77 %
TMLM 04253	3.5 Watt	+5.0 VDC / 600 mA	+3.3 VDC / 150 mA	72 %
TMLM 04225	3.6 Watt	+12 VDC / 250 mA	+5.0 VDC / 120 mA	75 %
TMLM 05103	4.1 Watt	3.3 VDC / 1250 mA		68 %
TMLM 05105	5 Watt	5.0 VDC / 1000 mA		71 %
TMLM 05112	5 Watt	12 VDC / 420 mA		75 %
TMLM 05115	5 Watt	15 VDC / 333 mA		75 %
TMLM 05124	5.5 Watt	24 VDC / 230 mA		77 %
TMLM 10103	8.2 Watt	3.3 VDC / 2500 mA		74 %
TMLM 10105	10 Watt	5.0 VDC / 2000 mA		79 %
TMLM 10112	10 Watt	12 VDC / 833 mA		82 %
TMLM 10115	10 Watt	15 VDC / 667 mA		78 %
TMLM 10124	10 Watt	24 VDC / 417 mA		80 %
TMLM 20103	12 Watt	3.3 VDC / 3600 mA		74 %
TMLM 20105	18 Watt	5.0 VDC / 3600 mA		78 %
TMLM 20112	20 Watt	12 VDC / 1660 mA		82 %
TMLM 20115	20 Watt	15 VDC / 1330 mA		83 %
TMLM 20124	20 Watt	24 VDC / 833 mA		83 %

Input Specifications

Input voltage	– Nominal – Range – DC range	100 – 240 VAC 90 – 264 VAC (universal input) 120 – 370 VDC
Input frequency		47 – 440 Hz
Input current at full load (115 VAC / 230 VAC)	TMLM 04 models: TMLM 05 models: TMLM 10 models: TMLM 20 models:	95 mA / 65 mA typ. 110 mA / 70 mA typ. 220 mA / 150 mA typ. 385 mA / 250 mA typ.
Inrush current (<2 ms) (115 VAC / 230 VAC)	TMLM 04 models: TMLM 05 & TMLM 10 models: TMLM 20 models:	15 A max / 25 A max. 10 A max / 20 A max. 20 A max / 40 A max.
External input fuse required (recommended value)		1.5 A slow blow type

Output Specifications

Voltage set accuracy		±2 %
Regulation	– Input variation – Load variation	0.3 % max. (0.5% max. for TMLM 20 models, 3.0 % max for output 2) TMLM 04; 3.3 VDC models: 1.0 % max. (0–100% load) TMLM 04 other models output 1: 0.5 % max. (0–100% load) TMLM 04 output 2: 5.0 % max. (0–100% load) TMLM 05 & TMLM 10 models: 0.5 % max. (5–100% load) TMLM 20 models: 1.0 % max. (5–100% load)
Minimum load		0 % (25% for dual output models) operation at 0-load condition will not damage these power supplies, however, they may not meet all listed specifications
Ripple and noise (20 MHz bandwidth)	TMLM 04; 3.3 VDC models: TMLM 04; 5.0 VDC models: TMLM 04; other models: TMLM 05 & TMLM 10; 3.3 & 5.0 VDC models: TMLM 05 & TMLM 10; 12 & 15 VDC models: TMLM 05 & TMLM 10; 24 VDC models: TMLM 20; 3.3 & 5.0 VDC models: TMLM 20; 12 VDC model: TMLM 20; 15 VDC model: TMLM 20; 24 VDC model:	<250 mV <200 mV <100 mV <130 mV <210 mV <280 mV <200 mV <240 mV <300 mV <480 mV
Current limitation		120 – 180 % fold back
Short circuit protection		indefinite (automatic recovery)
Overvoltage protection by Zehner diode (main output only)		120 % of Vout typ.

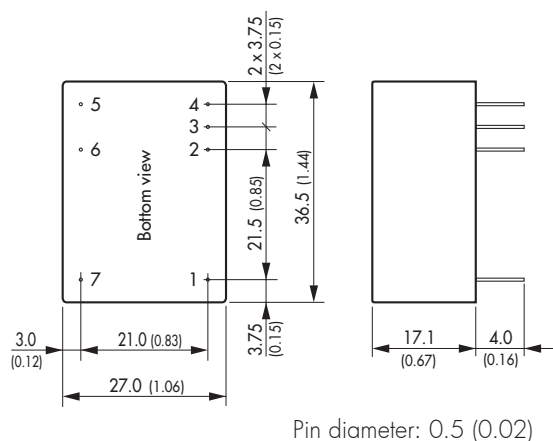
Max. capacitive load [μF]		Model series			
Output:		TMLM 04	TMLM 05	TMLM 10	TMLM 20
Single output models:	3.3 VDC	14'000	13'800	75'000	4'500
	5.0 VDC	8'000	6'000	40'000	3'500
	9.0 VDC	2'400	-	-	-
	12 VDC	1'000	1'400	8'500	1'800
	15 VDC	700	1'000	3'500	1'500
	24 VDC	220	170	1'200	1'200
Dual output models:	5.0 VDC / 3.3 VDC	5'600 / 4'700	-	-	-
	12 VDC / 5.0 VDC	330 / 4'700	-	-	-

General Specifications

Temperature ranges	– Operating – Storage (non operating)	–25°C to +60°C –40°C to +85°C
Derating		3.75 %/K above +50°C TMLM 20 models: 2.5 %/K above +40°C
Temperature coefficient		0.02 %/K
Humidity (non condensing)		95 % rel max.
Switching frequency		approx. 100 kHz
Hold-up time (115 VAC / 230 VAC)	TMLM 20 models: other models:	12 ms / 56 ms 15 ms min.
Isolation voltage (60 sec.)	– Input/ Output	3'000 VAC
Leakage current	TMLM 04 models: TMLM 05 models: TMLM 10 models: TMLM 20 models:	0.25 mA max. 0.75 mA max. 0.25 mA max. tba.
Reliability /calculated MTTF (MIL-HDBK-217F, at+25°C, ground benign)		>330'000 h TMLM 20 models: >250'000 h
Electromagnetic compatibility (EMC), emissions		EN 55022, class B, FCC part 15, level B
Electromagnetic compatibility (EMC), immunity		EN 61000-6-2: 2005
Degree of protection		class II to IEC/EN 60536
Safety standards		UL 60950-1, IEC/EN 60950-1
Safety approvals	– UL/cUL 60950-1 – CB report according to IEC 60950-1 – CB report acc.to IEC 60950-1 for other models:	www.ul.com -> certifications -> File E188913 www.tracopower.com/products/tmlm04-cb.pdf www.tracopower.com/products/tmlm-cb.pdf
Environment	– Vibration acc. IEC 60068-2-6; – Shock acc. IEC 60068-2-27	3 axes, sine sweep, 10-55 Hz, 1g, 1oct/min. 20 G (3 directions each 3 times)
Environmental compliance	– Reach – RoHS	www.tracopower.com/products/tmlm-reach.pdf RoHS directive 2002/95/EC
Casing material		Plastic resin with fiberglass (UL 94V-0 rated)

Outline Dimensions

TMLM 04 Models:



Pin-Out

Pin	Single	Dual
1	ntc	ntc
2	+Vout	Vout 1
3	-Vout	Vout 2
4	ntc	Common
5	AC (L)	AC (L)
6	AC (N)	AC (N)
7	ntc	ntc

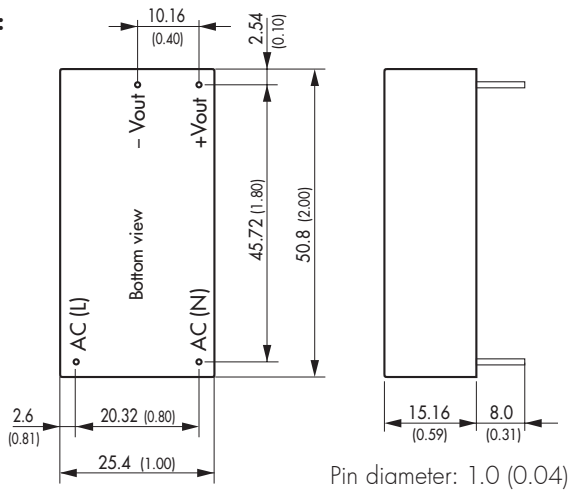
(ntc = not to connect)

Weight: 26 g (0.92 oz)

All specifications valid at nominal input voltage, full load and +25°C after warm-up time unless otherwise stated.

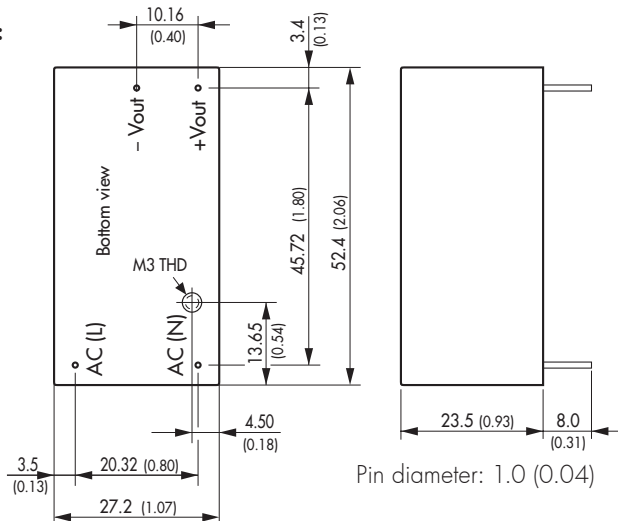
Outline Dimensions

TMLM 05 Models:



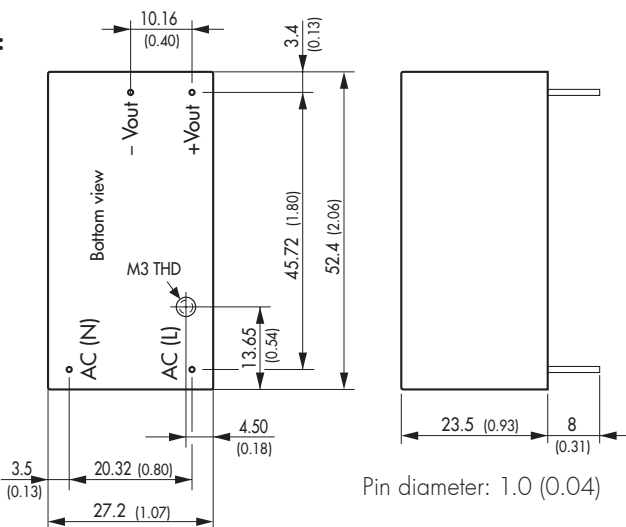
Weight: 30 g (1.06 oz)

TMLM 10 Models:



Weight: 54 g (1.91 oz)

TMLM 20 Models:



Weight: 59 g (2.08 oz)

Dimensions in [mm], () = Inch
 Tolerances: ± 0.5 (± 0.02)
 Pin pitch tolerance: ± 0.3 (± 0.012)
 Max mounting screw penetration: 3.0 mm (0.12)

Specifications can be changed any time without notice.