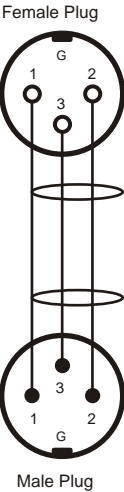


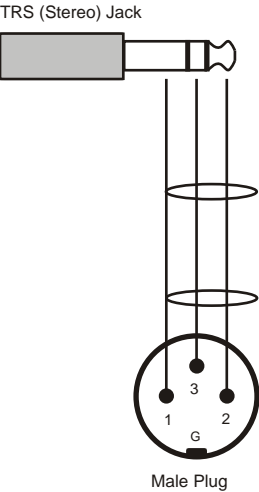
XLR - XLR

- Pin 2 - Pin 2 (Hot)
- Pin 3 - Pin 3 (Cold)
- Pin 1 - Pin 1 (Shield)



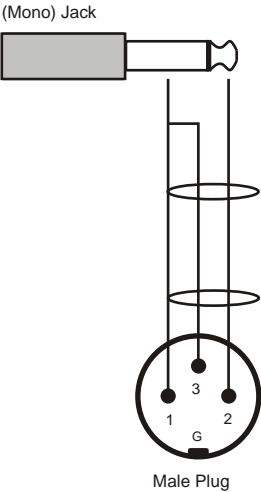
Jack output (balanced) - XLR input

- Tip - Pin 2 (Hot)
- Ring - Pin 3 (Cold)
- Sleeve - Pin 1 (Shield)



Jack output (unbalanced) - XLR input

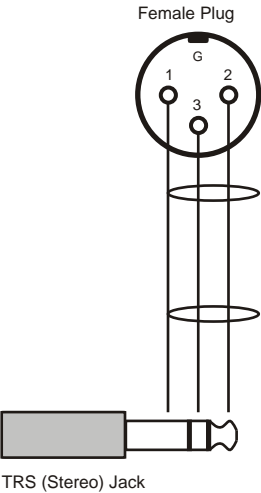
- Tip - Pin 2 (Signal)
- Sleeve - Pin 3 (Shield)
- Sleeve - Pin 1 (Shield)



XLR Plugs seen from solder side

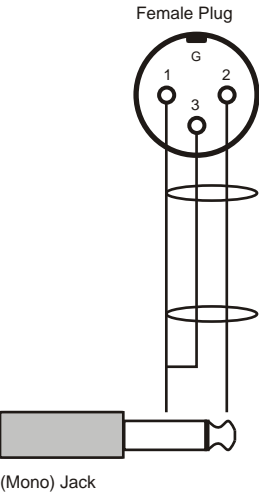
XLR output - Jack input (balanced)

- Pin 2 - Tip (Hot)
- Pin 3 - Ring (Cold)
- Pin 1 - Sleeve (Shield)



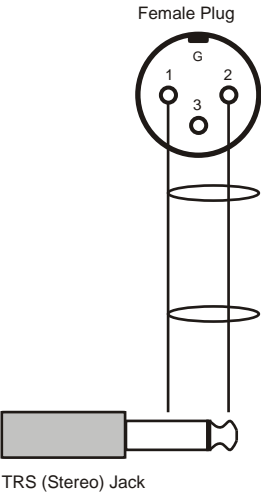
XLR output - Jack input (unbalanced)

- Pin 2 - Tip (Signal)
- Pin 3 - Sleeve (Shield)
- Pin 1 - Sleeve (Shield)



XLR output - Jack input (unbalanced) for

- P2 / DBMAX / D22 / 2290 / 1140 / 2240
- Pin 2 - Tip (Signal)
- Pin 3 - No Connection
- Pin 1 - Sleeve (Shield)



XLR Plugs seen from solder side